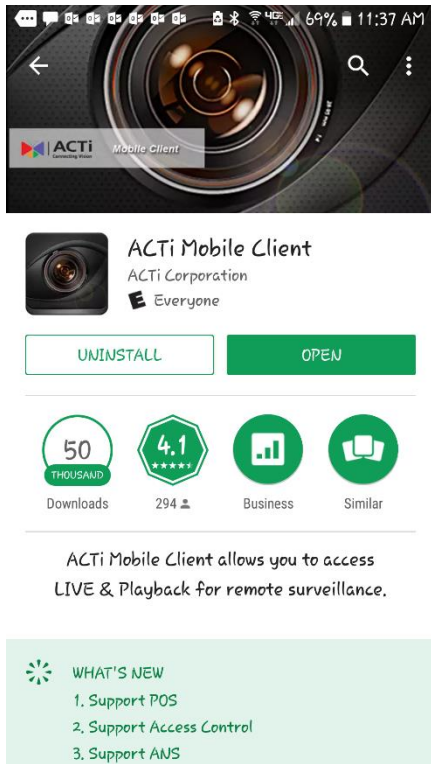
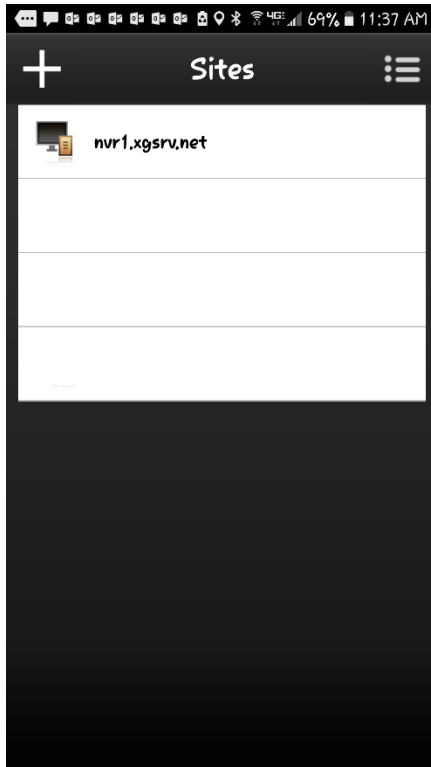


Download, Install, and Open the ACTi Mobile Client on you mobile device.



Click on the “+” to establish a connection to the cameras



Enter credentials as shown below

The screenshot shows the 'Edit Site' screen with the following configuration:

Type	Server	
Name	hurontwp	
Host	nvr1.xgsrv.net	✕
Port	8080	
Time out	10	


  

User	
Account	hurontwp
Password	HTpassword1234

At the bottom, there is a button labeled 'Get Server Setting'.

Select your Location.

The screenshot shows the 'Sites' screen with a list of sites. The first entry is:

 nvr1.xgsrv.net

Select your desired view. (All Device is default)

